








**NOTE: Preliminary and In Design Alignments
Subject to Change as of April 05, 2023**

Legend

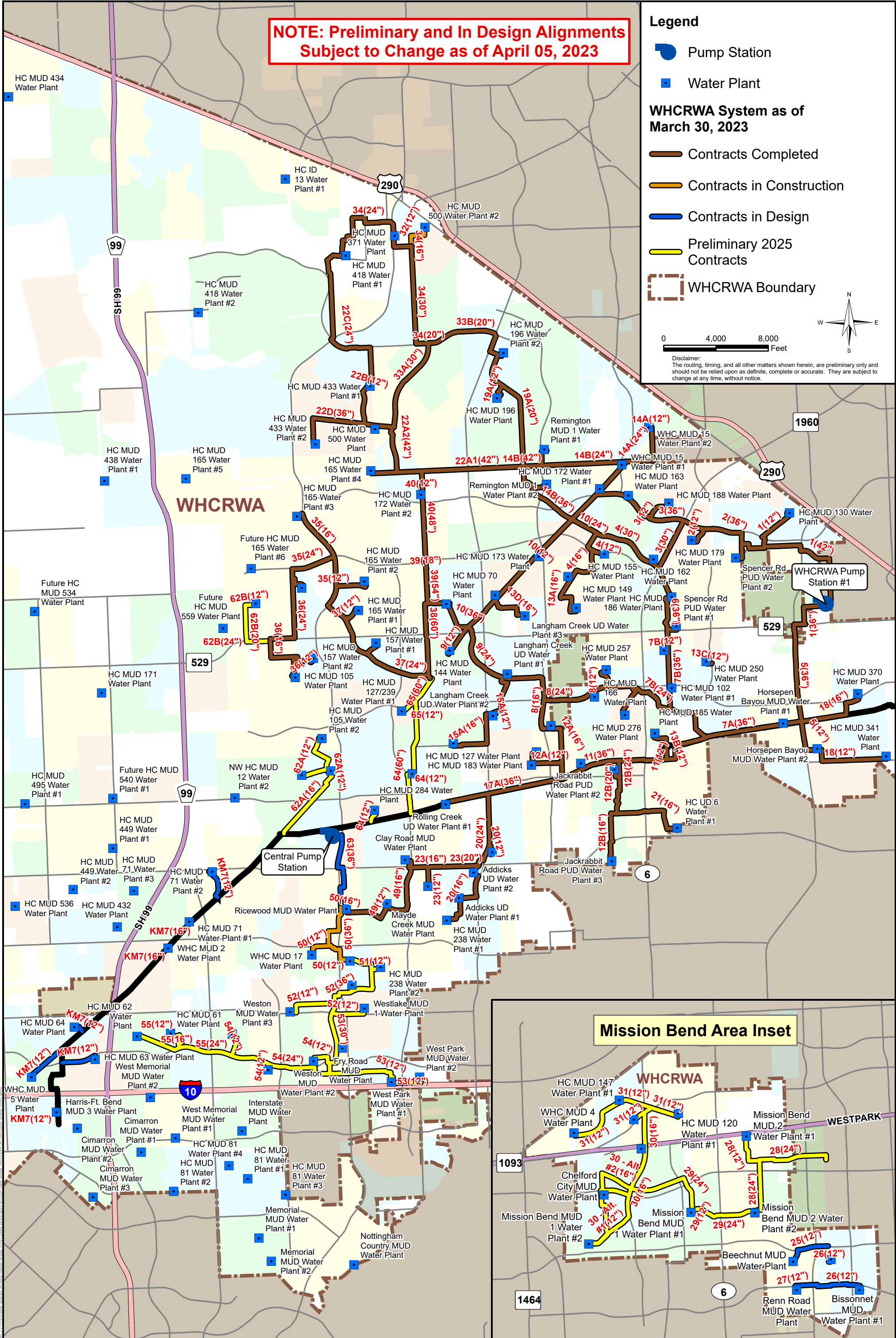
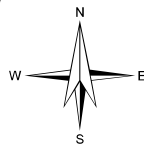
-  Pump Station
-  Water Plant

**WHCRWA System as of
March 30, 2023**

-  Contracts Completed
-  Contracts in Construction
-  Contracts in Design
-  Preliminary 2025
Contracts
-  WHCRWA Boundary

0 4,000 8,000 Feet

Disclaimer:
The routing, timing, and all other matters shown herein, are preliminary only and
should not be relied upon as definite, complete or accurate. They are subject to
change at any time, without notice.



Mission Bend Area Inset



**Existing WHCRWA System
with Proposed 2025 Capital Improvement Plan**



**DEC | ENGINEERING
EXCELLENCE**